

Hose Type VIPER Twin

6VIPERD

ID6 - Series: -

SPIR STAR®

Applications

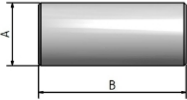
Hydraulics: Torque wrenching

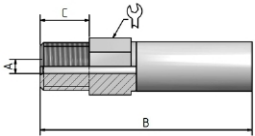
Technical Information

Inner Core: Polyamide (PA)
Pressure Support: Multi layers of high-tensile steel wire and open synthetic fibers
Outer Cover: Polyurethane (TPU)
Color: Luminous yellow and purple red
Temperature: -30°C to +60°C [-22°F to 140°F]




Ø ID	Ø OD	Working Pressure -- (SF 2.6:1)	Burst Pressure	Bend Radius	Weight	Insert ID
6,1 mm	12,5 mm	--	700 bar	80 mm	0,412 kg/m	4,0 mm
0,24 inch	0,49 inch	--	10.150 psi	3,15 inch	0,276 lbs/ft	0,16 inch

Part no.	Thread	Material	Dimensions (mm)				Sleeve
			A	B	C	Ø	
VIPER-S	-	Steel	14,4	42	-	-	

Part no.	Thread	Material	Nut	Dimensions (mm)				Insert
				A	B	C	Ø	
Male fitting								
VIPER-M-1/4	1/4"x18NPTF	Steel	-	4	68	14	14	
VIPER-M-3/8	3/8"x18NPTF	Steel	-	4	64	14	17	

Female fitting NPT/NPTF								
Part no.	Thread	Material	Nut	Dimensions (mm)				Insert
				A	B	C	Ø	
VIPER-F-1/4	1/4"x18NPTF	Steel	-	4	67	20	19	

Part no.	Material	Crimp ring	Dimensions (mm)		Bend restrictor
			Ø	Length	
Rubber bend restrictor					
I.9518600	Rubber	QR-HL	34	126	

Production related variations of the burst pressure of up to 5 % are possible. Other colors upon request.

The safety factors between the burst pressure and the working pressure as well as the test pressure depend on the operating conditions. For gaseous media the outer cover is to be pinpricked. Regarding the safety factor for gaseous media please contact your local SPIR STAR® assembling center.

The indicated working pressure refers to the hose only. Depending on the used fitting the permitted working pressure of a hose assembly may be less.

*) Blast-Pro® fittings may only be used for tube cleaning operations inside the tube. They have not been designed for the use outside of tubes.

We reserve our rights for technical changes without notice. Subject to printing errors.