

Applications

Hydraulics: Hydraulic tools (instrumentation packages for gauges, control of service equipment, hydraulic jacks, hydraulic tools)

Oil and Gas: Methanol service (oil rigs, distribution panels, umbilicals), jumper/ subsea well control, control of subsea hydraulic components, nitrogen service



Technical Information

Inner Core: BESNO P40 TLO (PA I I)
Pressure Support: 2 open layers, 2 dense layers of high-tensile steel wire
Outer Cover: Polyamide (PA)
Color: Dark blue
Temperature: -30°C to +60°C [-22°F to 140°F]

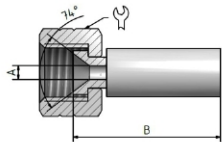
Ø ID	Ø OD	Working Pressure (SF 2.5:1)	Working Pressure (SF 4.0:1)	Burst Pressure	Bend Radius	Weight	Insert ID
6,0 mm	12,2 mm	1.100 bar	690 bar	2.760 bar	95 mm	0,240 kg/m	4,0 mm
0,24 inch	0,48 inch	15.950 psi	10.000 psi	40.000 psi	3,74 inch	0,161 lbs/ft	0,16 inch

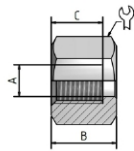
Part no.	Thread	Material	Dimensions (mm)				Sleeve
			A	B	C	Ø	
Sleeve							
10630171W	-	Steel	16,8	49	-	-	
10630185W	-	AISI 316Ti	16,8	53	-	-	


Part no.	Thread	Material	Nut	Dimensions (mm)				Insert
				A	B	C	Ø	
MP fitting								
40620305M	3/8"x24UNF LH	AISI 316Ti	-	4	94	20	-	

Part no.	Thread	Material	Nut	Dimensions (mm)				Insert
				A	B	C	Ø	
Male fitting								
30620401M	1/4"x18NPT	Steel	-	4	83	14	14	

Part no.	Thread	Material	Nut	Dimensions (mm)				Insert
				A	B	C	Ø	
Type M female swivel								
20620645M	9/16"x18UNF	AISI 316Ti	50540605	4	68,5	-	19	

Part no.	Thread	Material	Nut	Dimensions (mm)				Insert
				A	B	C	Ø	
JIC female swivel								
20620605M	7/16"x20UNF	AISI 316Ti	50620605, 50620601	4	64	-	19	
20620625M	9/16"x18UNF	AISI 316Ti	50540605, 50540601	4	64	-	19	

Part no.	Thread	Material	Relief bores	Dimensions (mm)				Swivel nut
				A	B	C	Ø	
Swivel nut								
50620601	7/16"x20UNF	Steel	1 radial	8,2	16	12	19	
50620605	7/16"x20UNF	AISI 316Ti	1 radial	8,2	16	12	19	
50540601	9/16"x18UNF	Steel	1 radial	9,2	18	14	19	
50540605	9/16"x18UNF	AISI 316Ti	1 radial	9,2	18	14	19	

Part no.	Mesh length (mm)	Overall length (mm)	Breaking strength (kN)	Suitable for SPIR STAR® hose outer diameter (mm)	Hose securing grip
Hose securing grip short version					
9056400	600,00	740,00	10,20	10-15	

Production related variations of the burst pressure of up to 5 % are possible. Other colors upon request.

The safety factors between the burst pressure and the working pressure as well as the test pressure depend on the operating conditions. For gaseous media the outer cover is to be pinpricked.

Regarding the safety factor for gaseous media please contact your local SPIR STAR® assembling center.

The indicated working pressure refers to the hose only. Depending on the used fitting the permitted working pressure of a hose assembly may be less.

*) Blast-Pro® fittings may only be used for tube cleaning operations inside the tube. They have not been designed for the use outside of tubes.

We reserve our rights for technical changes without notice. Subject to printing errors.